



US007019105B2

(12) **United States Patent**
Amendola et al.

(10) **Patent No.:** **US 7,019,105 B2**
(45) **Date of Patent:** **Mar. 28, 2006**

(54) **COMPOSITIONS AND PROCESSES FOR
SYNTHESIZING BOROHYDRIDE
COMPOUNDS**

(75) Inventors: **Steven C. Amendola**, Ocean, NJ (US);
Michael T. Kelly, Plainsboro, NJ (US)

(73) Assignee: **Millennium Cell, Inc.**, Eatontown, NJ
(US)

(*) Notice: Subject to any disclaimer, the term of this
patent is extended or adjusted under 35
U.S.C. 154(b) by 502 days.

(21) Appl. No.: **10/116,767**

(22) Filed: **Apr. 4, 2002**

(65) **Prior Publication Data**

US 2004/0191152 A1 Sep. 30, 2004

Related U.S. Application Data

(62) Division of application No. 09/710,041, filed on Nov.
8, 2000, now Pat. No. 6,433,129.

(51) **Int. Cl.**
C08G 70/08 (2006.01)

(52) **U.S. Cl.** **528/271**; 528/394; 528/396

(58) **Field of Classification Search** 528/394,
528/271, 396
See application file for complete search history.

(56) **References Cited**

U.S. PATENT DOCUMENTS

25,777 A	10/1859	Schubert et al.
2,469,879 A	5/1949	Hurd
2,534,533 A	12/1950	Schlesinger et al.
2,684,888 A	7/1954	Pryde
2,720,444 A	10/1955	Banus et al.
2,855,353 A	10/1958	Huff et al.
2,889,194 A	6/1959	McElroy et al.
2,926,989 A	3/1960	Pryde
2,926,991 A	3/1960	Bragdon et al.

2,928,719 A	3/1960	Berner et al.
2,934,401 A	4/1960	Hansley et al.
2,938,767 A	5/1960	Huff et al.
2,939,762 A	6/1960	Berner et al.
2,942,935 A	6/1960	King et al.
2,955,911 A	10/1960	Edwards et al.
2,964,378 A	12/1960	Brown et al.
2,969,274 A	1/1961	Kyllonen
2,970,894 A	2/1961	Chappelow et al.
2,974,015 A	3/1961	Peterson
2,983,574 A	5/1961	Nigon
2,983,575 A	5/1961	Cohen et al.
2,985,510 A	5/1961	Kalb
2,992,072 A	7/1961	Huff et al.
2,992,266 A	7/1961	McElroy et al.
3,002,806 A	10/1961	Governale et al.

(Continued)

FOREIGN PATENT DOCUMENTS

CN 86108142 6/1988

(Continued)

OTHER PUBLICATIONS

A. Burg. H.I. Schlesinger; "*Hydrides of Boron. III. Dimethoxyborine*", J. Am. Chem. Soc., Oct. 1933, 55, p. 4020-4025.

(Continued)

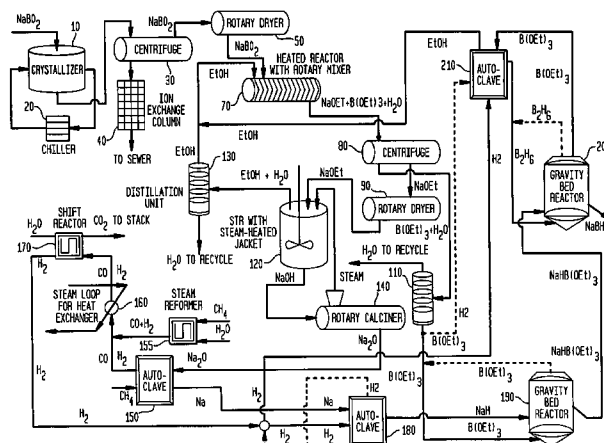
Primary Examiner—Duc Truong

(74) Attorney, Agent, or Firm—Dickstein Shapiro Morin &
Oshinsky LLP

(57) **ABSTRACT**

The present invention relates to compositions and processes for producing borohydride compounds. In particular, the present invention provides efficient processes and compositions for the large-scale production of borohydride compounds.

27 Claims, 2 Drawing Sheets



U.S. PATENT DOCUMENTS

3,014,059	A	12/1961	Bush et al.
3,014,060	A	12/1961	Bush et al.
3,021,197	A	2/1962	Clark et al.
3,022,138	A	2/1962	Clark et al.
3,028,221	A	4/1962	Schechter et al.
3,029,128	A	4/1962	Chamberlain
3,042,485	A	7/1962	Edwards
3,047,358	A	7/1962	Jenker
3,077,376	A	2/1963	Schubert et al.
3,079,224	A	2/1963	Huff
3,152,861	A	10/1964	Logan et al.
3,161,469	A	12/1964	Ashby et al.
3,164,441	A	1/1965	Goerrig
3,171,712	A	3/1965	Edwards
3,210,157	A	10/1965	Lewis, Jr. et al.
3,216,797	A	11/1965	Murib et al.
3,219,412	A	11/1965	Hunt et al.
3,222,121	A	12/1965	Jenker et al.
3,306,704	A	2/1967	Campbell et al.
3,459,514	A	8/1969	Johnston et al.
3,468,630	A	9/1969	Raisor et al.
3,471,268	A	10/1969	Bontempelli et al.
3,474,899	A	10/1969	Carlsson et al.
3,511,710	A	5/1970	Jung et al.
3,993,732	A	11/1976	Filby
4,002,726	A	1/1977	Filby
4,904,357	A	2/1990	Sharifian et al.
4,931,154	A	6/1990	Hale et al.
5,294,423	A	3/1994	Lorthioir et al.
5,886,229	A	3/1999	Corella et al.
6,433,129	B1 *	8/2002	Amendola et al. 528/271

FOREIGN PATENT DOCUMENTS

CZ	148173	5/1972
DE	947702	8/1956
DE	949943	9/1956
DE	950062	10/1956
DE	950846	10/1956
DE	1036222	8/1958
DE	1053476	3/1959
DE	1058478	6/1959
DE	1095797	12/1960
DE	1262981	3/1968
EP	0313306	4/1989
FR	1301172	7/1962
GB	853727	11/1960
GB	1104200	2/1968
JP	2100376	4/1990
NL	6613329	9/1966

OTHER PUBLICATIONS

H.C. Brown, H.I. Schlesinger, A. Burg; "Hydrides of Boron, XI. The Reaction of Diborane with Organic Compounds

Containing a Carbonyl Group"; J. Am. Chem. Soc., Mar. 1939, 61, p. 673-680.

Schlesinger, H.I.; Brown, H.C.; Hoekstra, H.R. Rapp, L.R.; "Reactions of Diborane with Alkali Metal Hydrides and Their Additional Compounds. New Syntheses of Borohydrides. Sodium and Potassium Borohydrides"; J. Am. Chem. Soc., Jan. 5, 1953, 75, p. 199-204.

Brown, H.C.; Schlesinger, H.I.; Sheft, I.; Ritter, D.M.; *New Developments in the Chemistry of Diborane and the Borohydrides*. J. Am. Chem. Soc., Jan. 5, 1973, 75, 186-225.

A.J. King, F.A. Kanda, V.A. Russell, & Walter Katz, *New Method for the Preparation of Borohydrides*, Syracuse University, Syracuse, NY), J. Am. Chem. Soc., vol. 78, p. 4176, Jun. 19, 1956.

Hughes, R.L., *Production of the Boranes and Related Research*; Midwest Research Institute, 1967.

Herbert C. Brown, Yong Moon Choi and S. Narasimhan for "Additional Compounds of Alkali Metal Hydrides. 22. Convenient Procedures for the Preparation of Lithium Borohydride from Sodium Borohydride and Borane-Dimethyl Sulfide in Simple Ether Solvents", *Inorg. Chem.* pp. 3657-3661, Mar. 25, 1982.

Hubbard, John L., *Tetrahedron Letters; Purification of Sodium and Potassium Hydrides; Preparation of Trialkylborohydrides with Exceptionally Large Steric Requirements*; J. American Chem. Soc., 1988, 29, 3197-3200.

Russian Article, Tom 34, 1989.

Structure and Reactions of Tetrahydroborates: New Results with a Fascinating Ligand, by H. Noth, M. Thomann, M. Bremer and G. Wagner, Institute for Inorganic Chemistry, University of Munich.

S. Narasimhan; K. Ganeshwar Prasad and S. Madhavan, *Calcium Borohydride; A Reagent For Facile Conversion of Carboxylic Esters to Alcohols and Aldehydes*, *Synthetic Communications*, 25(11), 1689-1697 (1995).

Jolles, Z.E., "Bromine and Its Compounds", Academic Press, pp. 81-89, 1966.

Huheey, James E. "Inorganic Chemistry", 3rd Edition, Harper Collins, Chapter 14, 1983 (pp. 726-741).

"CRC Handbook of Chemistry and Physics", 69th Edition, 1988-1989 (pp. D-55, D-58-D-63, D-84-D87).

Shriver et al., "Inorganic Chemistry", W.H. Freeman Company, 1990 (pp. 170-175).

Maurice E. Indig and Richard N. Snyder, "Sodium Borohydride, An Interesting Anodic Fuel".

Journal of the Electrochemical Society, vol. 109, pp. 1104-1106, Nov. 1962.

* cited by examiner

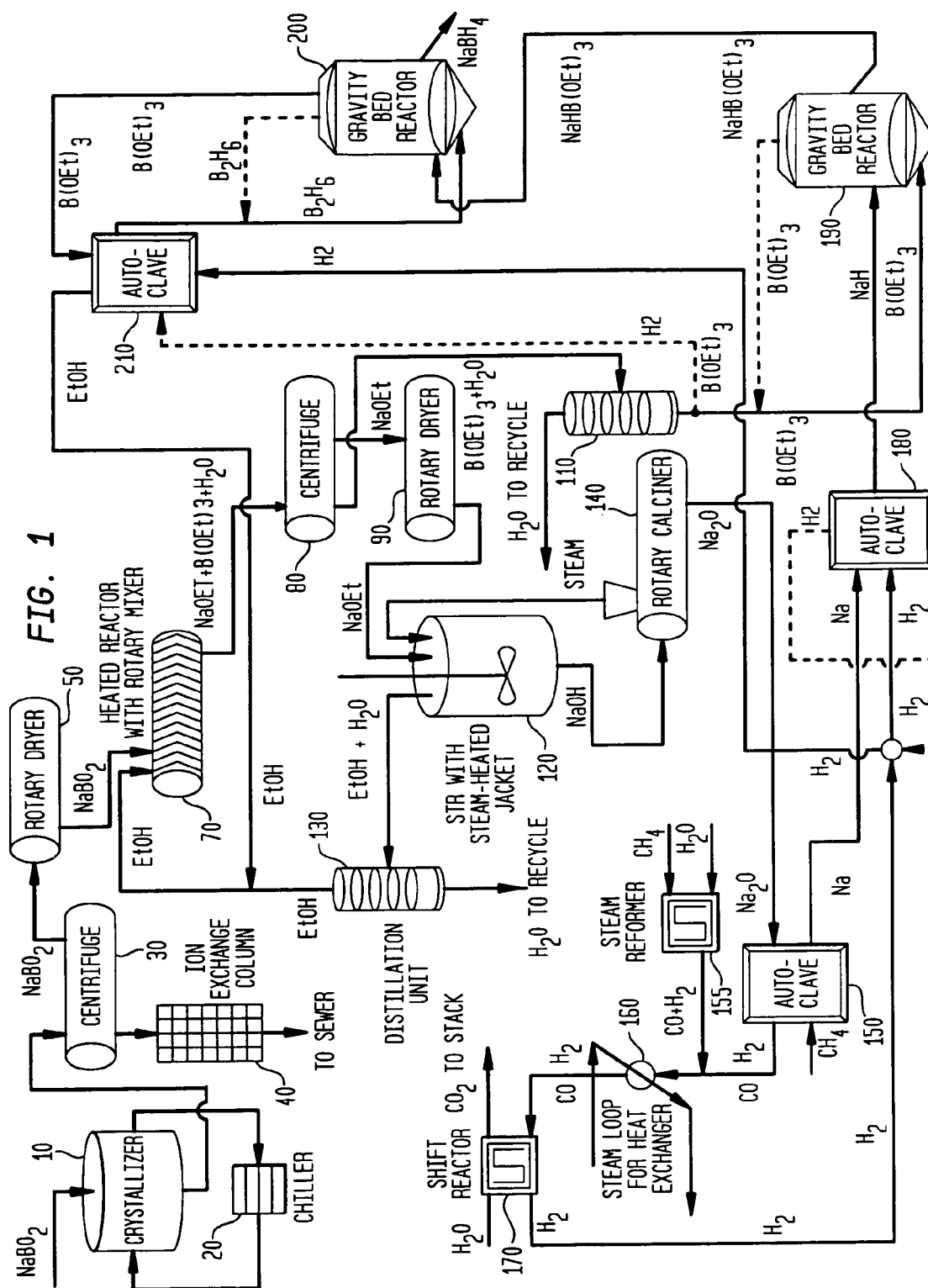
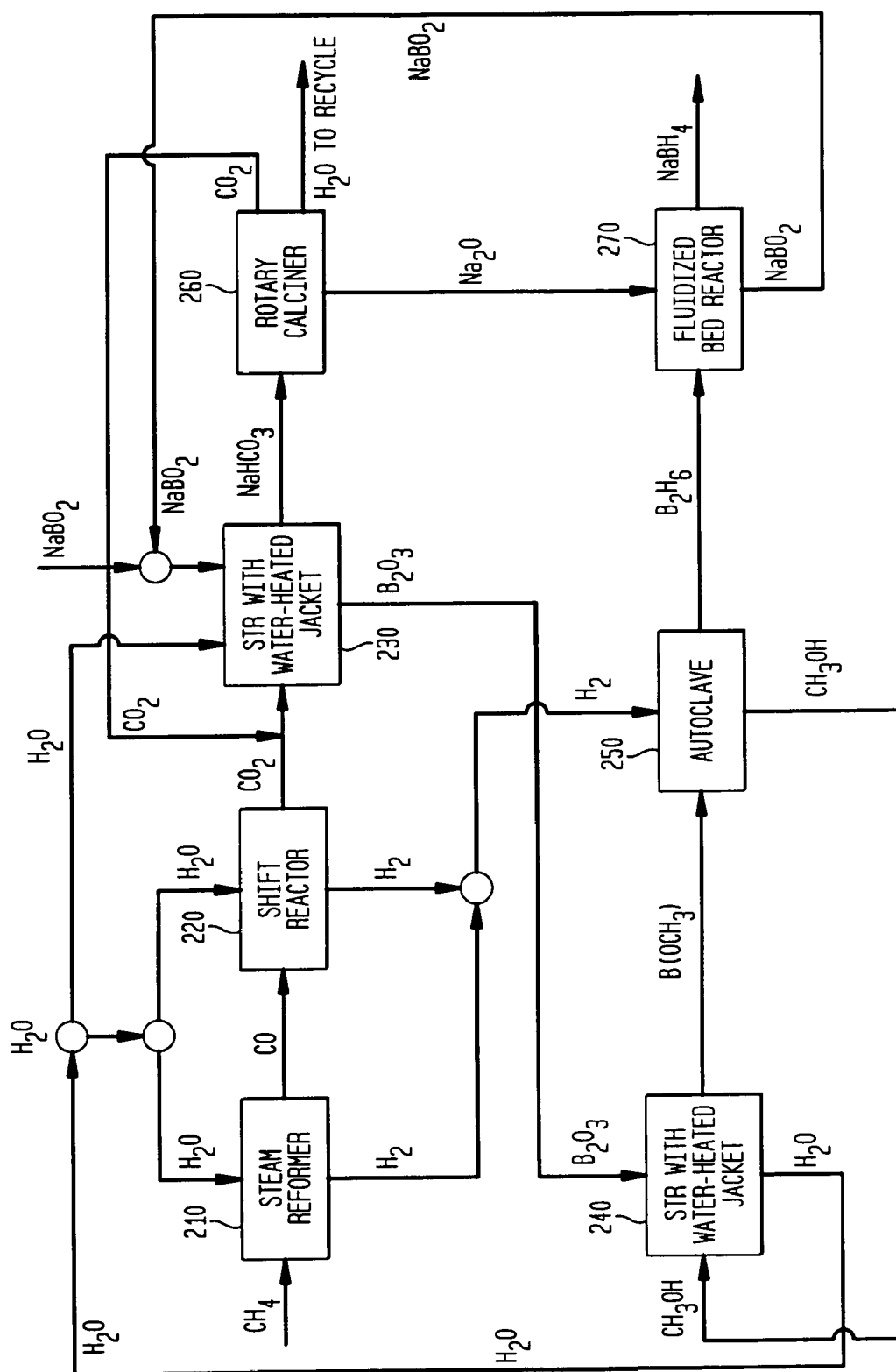


FIG. 2



1

COMPOSITIONS AND PROCESSES FOR SYNTHESIZING BOROHYDRIDE COMPOUNDS

This application is a DIV of Ser. No. 09/710,041 filed 5
Nov. 8, 2000 now U.S. Pat. No. 6,433,129.

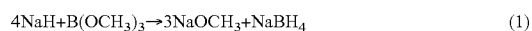
FIELD OF THE INVENTION

The present invention relates to compositions and pro- 10
cesses for producing borohydride compounds. In particular,
the present invention provides efficient processes and com-
positions for the large-scale production of borohydride com-
pounds.

BACKGROUND OF INVENTION

Environmentally friendly fuels (e.g., alternative fuels to 10
hydrocarbon based energy sources) are currently of great
interest. One such fuel is borohydride, which can be used
directly as an anodic fuel in a fuel cell or as a hydrogen
storage medium (e.g., hydrogen can be liberated by the
reaction of sodium borohydride with water, which produces
sodium borate as a byproduct). As with all fuels, borohy-
dride must be manufactured from readily available materi-
als. Thus, there is a need for improved and energy efficient 25
industrial scale manufacturing processes for producing
borohydride compounds.

Typical industrial processes for the production of sodium 30
borohydride are based on the Schlesinger process (Equation
1) or the Bayer process (Equation 2), which are both
described below. Equation 1 illustrates the reaction of alkali
metal hydrides with boric oxide, B_2O_3 , or trimethoxyborate,
 $B(OCH_3)_3$, at high temperatures (e.g., ca. 330 to 350° C. for
 B_2O_3 and 275° C. for $B(OCH_3)_3$). These reactions, however,
provide poor molar economy by requiring four moles of
sodium to produce one mole of sodium borohydride.



The primary energy cost of these processes stems from the 40
requirement for a large excess of sodium metal (e.g., 4 moles
of sodium per mole of sodium borohydride produced).
Sodium metal is commercially produced by electrolysis of
sodium chloride with an energy input equivalent to about 45
17,566 BTU (18,528 KJ) per pound of sodium borohydride
produced. In contrast, the hydrogen energy stored in boro-
hydride is about 10,752 BTU (11,341 KJ) of hydrogen per
pound of sodium borohydride. The Schlesinger process and
the Bayer process, therefore, do not provide a favorable
energy balance, because the energy cost of using such large
amounts of sodium in these reactions is high compared to the
energy available from sodium borohydride as a fuel.

Furthermore, in view of the large quantities of borohy- 55
dride needed for use e.g., in the transportation industry, these
processes would also produce large quantities of $NaOCH_3$ or
 Na_2SiO_3 waste products. Since these byproducts are not
reclaimed or reused, further energy and/or expense would
need to be expended to separate and dispose of these
materials.

Typical improvements of the prior art describe simple 65
modifications of the two processes given in equations 1 and
2. Accordingly, such improvements also suffer from the
disadvantages stated above, and do not provide any
improved energy efficiency. Furthermore, with the wide-
spread adoption of borohydride as a source of hydrogen, a

2

recycle process that allows regeneration of borohydride
from borate is attractive. Thus, borohydride can be used as
a fuel, and the resulting borate can then be recycled back to
generate borohydride. Such a process cannot rely on the
same sodium stoichiometry shown in the current borohy-
dride manufacture processes, e.g., the Schlesinger process of
Equation 1 or the Bayer process of Equation 2.

SUMMARY OF THE INVENTION

The present invention provides processes for producing 10
large quantities of borohydride compounds, which over-
come these deficiencies. In addition, the efficiencies of the
processes of the present invention can be greatly enhanced
over the typical processes for producing borohydride com-
pounds.

In one embodiment of the present invention, a process is 15
provided for producing borohydride compounds, which
includes: (A) reacting methane with a Y-containing species
of formula Y_2O to obtain Y, carbon monoxide and H_2 ; (B)
reacting the Y with H_2 to obtain YH; (C) reacting a boron-
containing species of the formula BX_3 with the YH to obtain
 $YHBX_3$; (D) separately reacting BX_3 with H_2 to obtain B_2H_6
and HX; and (E) reacting the $YHBX_3$ with B_2H_6 to obtain
 YBH_4 and BX_3 . Y is selected from the group consisting of
the alkali metals, pseudo-alkali metals, an ammonium ion,
and quaternary amines of formula NR_4^+ , wherein R is
independently selected from H and straight or branched C1
to C4 alkyl groups; and X is selected from the group
consisting of halides, alcohols, alkoxides, chalcogens, and
chalcogenides.

In another embodiment of the present invention, a process 30
is provided for producing borohydride compounds, which
includes: (A) reacting a boron-containing species of the
formula BX_3 with H_2 to obtain B_2H_6 and HX; and (B)
reacting the B_2H_6 with a Y-containing species of the formula
 Y_2O to obtain a YBH_4 and a YBO_2 . Y and X are the same
as defined above.

In either of these embodiments, the Y-containing species 35
of the formula Y_2O and the boron-containing species of the
formula BX_3 can be obtained by the following two pro-
cesses. The first process includes: (1) reacting a borate of the
formula YBO_2 with HX to obtain YX, BX_3 , and water; (2)
reacting the YX with water to obtain YOH and HX; and
converting the YOH to Y_2O and H_2O . The second process
includes: (i) reacting a borate of the formula YBO_2 with CO_2
and H_2O to obtain $YHCO_3$ and B_2O_3 ; (ii) converting the
 $YHCO_3$ to Y_2O , CO_2 , and H_2O ; and (iii) reacting the B_2O_3
with HX to obtain BX_3 and H_2O .

In still another embodiment of the present invention, a 40
process is provided for producing borohydride compounds,
which includes: (A) reacting a borate of the formula YBO_2
with CO_2 and H_2O to obtain $YHCO_3$ and B_2O_3 ; (B) con-
verting the $YHCO_3$ to Y_2O , CO_2 , and H_2O ; (C) reacting the
 B_2O_3 with C and X_2 to obtain BX_3 and CO_2 ; (D) reacting
methane with Y_2O to obtain Y, carbon monoxide and H_2 ; (E)
reacting the Y with H_2 to obtain YH; (F) reacting the BX_3
with the YH to obtain $YHBX_3$; (G) separately reacting BX_3
with H_2 to obtain B_2H_6 and HX; and (H) reacting the
 $YHBX_3$ with B_2H_6 to obtain YBH_4 and BX_3 . Y and X are the
same as defined above.

In still another embodiment of the present invention, the 45
process described in the previous embodiment is altered by
replacing steps (D) to (H) with the following steps (D2) and
(E2): (D2) reacting the BX_3 with H_2 to obtain B_2H_6 and HX;
and (E2) reacting B_2H_6 with the Y_2O to obtain a YBH_4 and
a YBO_2 .

BRIEF DESCRIPTION OF THE DRAWINGS

Further objects and advantages of the present invention will be more fully appreciated from a reading of the detailed description when considered with the accompanying drawings wherein:

FIG. 1 is a flow diagram, which illustrates one embodiment for producing borohydride compounds in accordance with the present invention; and

FIG. 2 is a flow diagram, which illustrates another embodiment for producing borohydride compounds in accordance with the present invention.

DETAILED DESCRIPTION OF THE INVENTION

The present invention includes processes for producing borohydride compounds from sodium borate or sodium borate ores, such as borax ("borate species"). Each step of these processes can be conducted in a batchwise or continuous manner, as is well-known to the skilled artisan. The term "about," as used herein, means $\pm 10\%$ of the stated value.

The overall cost of producing borohydride compounds is net hydrogenation of a borate species (such as, sodium borate, borax ore, or higher borates of the formula $\text{Na}_2\text{O} \cdot x\text{B}_2\text{O}_3$, where x is 2 to 5, such as, tetraborate and pentaborate) to give sodium borohydride and water as shown in equation 3.



The hydrogen can be obtained from any suitable source, as is well known to one skilled in the art. Where the hydrogen gas is liberated by steam reformation of methane, for example, the net reaction can be represented as illustrated in equation 4:



These processes eliminate the dependence on excess sodium metal that exists in current industrial processes, thereby removing a large energy cost in borohydride production. In addition, these processes can allow for recycle of excess reagents and byproducts produced within the process in order to provide greater efficiency in the production of sodium borohydride.

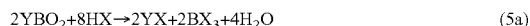
An important distinction should be drawn between the processes of the present invention and the Schlesinger process. In the Schlesinger process, trimethoxyborane is added to excess sodium hydride (NaH), and the reaction driven to yield sodium borohydride and sodium methoxide. The excess NaH ensures that all intermediate borane species are reduced completely to borohydride. In an example of the processes of the present invention, however, an alkali metal hydride, e.g., sodium hydride, can be added to excess trialkoxyborane, e.g., trimethoxyborane, and the reaction only proceeds to form an alkali metal trialkoxyborohydride, e.g., sodium trimethoxyborohydride ($\text{NaBH}(\text{OMe})_3$).

The basic starting material of the present process is a borate species, e.g., YBO_2 , wherein Y is selected from the group consisting of alkali metals (e.g., H, Li, Na, K, Rb, Cs, and Fr), pseudo-alkali metals (e.g., Tl), alkaline earth metals (e.g., Be, Mg, Ca, Sr, and Ba), an ammonium ion (NH_4^+), and quaternary amines of formula NR_4^+ , wherein R is independently selected from H and straight or branched C1 to C4 alkyl groups. Y is preferably selected from the group consisting of Na, Li, K, Mg, and Ca, and Y is most preferably Na or Li. Alternatively, YBO_2 can be substituted

with sodium borate ores (e.g., borax) of the formula $\text{Na}_2\text{O} \cdot x\text{B}_2\text{O}_3$, wherein x is 1 to 5, as a starting material.

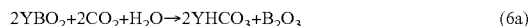
From the starting material of the borate species, reactions can be conducted to create a Y-containing species, i.e., Y_2O , and a boron-containing species, i.e., BX_3 , from the YBO_2 . X is selected from the group consisting of halides (F, Cl, Br, I, and At); alcohol or alkoxides of the formula $-\text{OR}$, wherein R is H or a straight or branched C1 to C4 alkyl group; chalcogens (O, S, Se, Te, and Po); and chalcogenides, such as $-\text{SR}$, $-\text{SeR}$, and $-\text{TeR}$, wherein R is H or a straight or branched C1 to C4 alkyl group.

For example, in one embodiment of this process, the Y-containing species and the boron-containing species are obtained by the following set of chemical reactions (5a) to (5c):



The above set of reactions illustrates when Y is chosen to have a 1+ valence. When Y is chosen to have a 2+ valence, the stoichiometry can be adjusted accordingly. Such obvious changes in stoichiometry would be clearly evident to the skilled artisan. All of the following reactions assume that Y is chosen to have a valence of 1+.

In another embodiment, the Y-containing species and the boron-containing species can be obtained by the following set of chemical reactions (6a) to (6c):

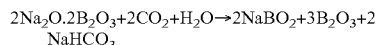


The reaction of equation (6b) can be substituted with the following reaction of equation (6bi).



The reaction of (6bi) can be conducted at a temperature from about 50 to about 100° C. in an appropriate apparatus, such as a rotary drier. The solid Y_2CO_3 can be removed from the gaseous steam and CO_2 by any method and/or process known to the skilled artisan.

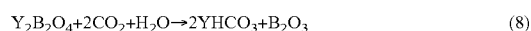
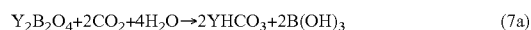
In still another embodiment, the Y-containing species and the boron-containing species can be obtained from borate processed from borate ores of the formula $\text{Na}_2\text{O} \cdot x\text{B}_2\text{O}_3$, wherein x=1 to 5, including hydrated ores, such as $\text{NaB}(\text{OH})_4$. For example, borate ores can be used to obtain borate for processing according to the chemical reaction illustrated below.



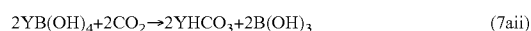
The processing of borate ores is well-known in the art, as is described in Hughes, "Production of the Boranes and Related Research," p. 31 (1967, Academic Press), which reference is incorporated by reference in its entirety. Such sodium borate ores can be converted to (i) boric oxide, B_2O_3 , (ii) the hydrate, boric acid, $\text{B}(\text{OH})_3$, or (iii) BX_3 as shown below. The formation of boric oxide and boric acid are very similar reactions. The product obtained is dependent on the specific reaction conditions. For example, excess water and lower temperatures (e.g., from about room temperature to about 150° C. at from about atmospheric pressure to about 40 atmospheres) will favor formation of boric acid,

5

as shown in reaction (7a). Higher temperatures (e.g., from about 150 to about 250° C. at from about atmospheric pressure to about 40 atmospheres) and less water will favor formation of boric oxide, as shown in reaction 8. Accordingly, the boron containing compound, BX_3 , can be obtained from equations (7a) and (7b); the Y-containing species, Y_2O , can be obtained from $2YHCO_3$ from equations (7a) and (8), as described above; and B_2O_3 from equation (8) can be further processed to obtain additional boron-containing compounds, BX_3 , as described above.




Note that the reaction of equation (7a) can be conducted in two steps, as illustrated by equations (7ai) and (7aii) below.



Chemical reactions with boric oxide are well-known in the art, as is described in Hughes, "Production of the Boranes and Related Research," pp. 1-52 (1967, Academic Press), which reference is incorporated by reference in its entirety.

After the Y-containing species and the boron-containing species have been obtained, a Y-borohydride can be obtained by a variety of processes. In one embodiment, the Y-borohydride can be obtained by the following set of equations (9a) to (9g):



Note that if hydrogen is obtained from commercial sources, reactions (9d) and (9e) can be optional. Optionally, the hydrogen in equation (9f) can be substituted with formaldehyde (CH_2O), benzaldehyde (C_6H_5CHO), or acetaldehyde (CH_3CHO) in the presence of Cu metal catalyst. These aldehyde reactions can be run in an appropriate pressurized apparatus, such as an autoclave, at about 380 to about 420° C. One skilled in the art would recognize that the stoichiometry of equation (9f) would have to be adjusted accordingly.

Alternatively, the following reaction can be substituted for the last two reactions (9f) and (9g) of the above process:



If the reaction of equation (6bi) described above is used, the reaction of equation (9a) can be substituted with the following reaction of equation (9ai).



The reaction of equation (9ai) can be conducted by adding heat in the presence of carbon, as is described in Hughes, "Production of the Boranes and Related Research," pp. 12.

6

The overall process of this embodiment with or without the alternative substitute reaction results in the following net reaction:




In another embodiment, the Y-borohydride can be obtained by the following set of reactions (11a) to (11d):

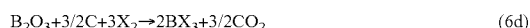


Note that if hydrogen is purchased from commercial sources, reactions (11b) and (11c) can be optional. Note also that if a product of any of the reactions is used as a reactant in any of the reactions, a recycle loop is possible. Optionally, the hydrogen in equation (11a) can be substituted with formaldehyde (CH_2O), benzaldehyde (C_6H_5CHO), or acetaldehyde (CH_3CHO) in the presence of Cu metal catalyst. These aldehyde reactions can be run in an appropriate pressurized apparatus, such as an autoclave, at about 380 to about 420° C. One skilled in the art would recognize that the stoichiometry of equation (11a) would have to be adjusted accordingly.

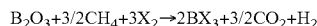
Again, the overall process of this embodiment results in the following net reaction:



In still another embodiment, halogens (F_2 , Cl_2 , Br_2 , I_2 , and At_2) can be used in a variation of the embodiment using equations (6a) to (6c) to obtain the Y-containing species and the boron-containing species. In this embodiment, equation (6c) is replaced with equation (6d) below:

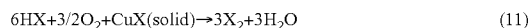


wherein C is carbon, and X is F, Cl, Br, I, or At, preferably Cl or Br. Alternatively, the carbon can be replaced with methane as illustrated by equation (6e) below:



wherein X is F, Cl, Br, I, or At, preferably Cl or Br.

When either of these halogen embodiments are utilized in conjunction with either equations (9a) to (9g) or (11a) to (11d) to obtain the Y-borohydride, the halogen can optionally be reclaimed for reuse from the HX produced in the reactions of equations (9f) or (11a) as illustrated in equation (11) below:



wherein CuX (solid) is a catalyst that is not consumed in the process, and for CuX, X is Cl, Br, or I.

Any of the above-described processes of obtaining a Y-containing species and a boron-containing species can be used with any of the above-described processes for obtaining a Y-borohydride.

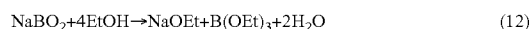
In still another embodiment of the present invention, X can be independently chosen to be different throughout a complete process, i.e., a particular process for obtaining a Y-containing species and a boron-containing species, as described above, in combination with a particular process for obtaining a Y-borohydride, as described above. When X is changed in a complete process, it is preferable to choose

the different X's to promote regeneration and use of a product as a reactant in a different reaction.

For example, in a combination of equations (6a) to (6c) and equations (9a) to (9g), X can be chosen to be a halide (e.g., F, Cl, Br, I, or At) in equations (6c) and (9f). This would allow recycling of the HX produced in equation (9f) for use in equation (6c). Similarly, X can be separately chosen to be an alkoxide (e.g., OMe) for equations (9c) and (9g). This would allow recycling of the BX_3 produced in equation (9g) for use in equation (9c).

In an embodiment of the present invention, as illustrated in FIG. 1, YBO_2 is chosen to be sodium borate and HX is chosen to be ROH. The sodium borate and the alcohol are reacted to produce a trialkoxyborane. A portion of the trialkoxyborane is converted to alkali metal trialkoxyborohydride, and the remaining trialkoxyborane is converted to diborane. The trialkoxyborohydride and the diborane can then be reacted to form the desired borohydride compound. This process can be further described in part by the following set of chemical reactions and formulae.

First, sodium borate from rotary dryer 50 can be reacted with ethanol in an appropriate reactor, as provided in eq. (12).



For example, this reaction can be performed in a heated reactor with a rotary mixer 70, such as a PORCUPINE PROCESSOR produced by The Bethlehem Corporation of Easton, Pa., as illustrated in FIG. 1. In such an apparatus, a slurry of sodium borate and ethanol can be stirred together by a heated screw, which allows mixing of the reagents at temperatures ranging from about room temperature to about 70° C., preferably from about 50° C. to about 70° C. and pressures from about 0 to about 100 psi (6.8 atm.), preferably from about 1 to about 2 atm. Acids such as inorganic mineral acids, organic acids, Naflon beads, and carbon dioxide, can be added as catalysts or activators. In a continuous process, the reagents are introduced into one end of the reactor, and the trialkoxyborane can be removed by distillation as it forms.

After separation, in an appropriate apparatus, such as a centrifuge 80, the triethoxyborate can be dried in an appropriate apparatus, such as a distillation unit 110. The water can be recycled for use in other chemical reactions. All or a portion of the dried triethoxyborate ($B(OEt)_3$) is then reacted with sodium hydride in an appropriate apparatus to provide sodium triethoxyhydroborate ($NaHB(OEt)_3$), as provided in eq. (13).



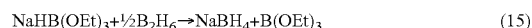
The reaction of eq. (13) is exothermic. For example, this reaction can be performed in a gravity bed reactor 190, as illustrated in FIG. 1. In such an apparatus, excess liquid trialkoxyborate can be added to solid sodium hydride in a reactor equipped with paddle stirring. The mixture can be maintained at a temperature from about 0° C. and about 100° C., preferably from about 60 to about 70° C., for about 1 to about 24 hours, preferably from about 1 to about 6 hours, with stirring to disperse the solid. The excess borane can be removed by distillation, not shown, to give solid sodium triethoxyborohydride in quantitative yield.

A portion of the triethoxyborate obtained from the reaction of eq. (12) can be directed to an appropriate pressurized reactor and reacted with hydrogen gas to provide diborane (B_2H_6) and ethanol, as provided in eq. (14).



The chemical reaction of eq. (14) is endothermic. For example, this reaction can be performed in an autoclave 210, as illustrated in FIG. 1. In such an apparatus, an autoclave containing triethoxyborane can be pressurized with hydrogen gas to about 100–1000 psi (about 6.8 to about 68 atm.), preferably from about 14 to about 40 atm., and heated at temperatures ranging from about 100 to about 500° C., preferably from about 150 to about 300° C. Typical hydrogenation catalysts, including Raney nickel and activated palladium, silver, or platinum metals and other Group VIII metals, can be used to promote the reaction. The alcohol can be condensed from the gas stream and recycled for use in other parts of the process.

Lastly, the sodium triethoxyhydroborate from the reaction of eq. (13) can be directed to an appropriate apparatus to react with the diborane from the reaction of eq. (14) to obtain sodium borohydride and triethoxyborate, as provided in eq. (15).



The chemical reaction of eq. (15) is exothermic. For example, this reaction can be performed in a gravity bed reactor 200, as illustrated in FIG. 1. In such an apparatus, a gas stream of diborane at pressures ranging from about atmospheric pressure to about 100 psi (6.8 atm.), preferably from about 1 to about 2 atm., can be passed through solid sodium triethoxyborate at temperatures ranging from about –30° C. to about 150° C., preferably from about 70° C. to about 120° C., under an inert atmosphere (such as nitrogen or argon gas). Excess triethoxyborate can be removed by any method or process known to one skilled in the art (e.g., by distillation or separation by gravity) to leave sodium borohydride in quantitative yield. The separated triethoxyborate can then be recycled for use in the reaction of eq. (14) as shown in FIG. 1 and/or in the reaction of eq. (13) to produce sodium triethoxyhydroborate.

The reactants for the chemical reactions of eqs. (12)–(15) can be purchased from commercial sources or, more preferably, can be synthesized in the process plant. In one embodiment of the present invention, sodium borate used in equation (12) can be obtained by purifying borate ore, e.g., mixing the borate ore in a mixing tank while cooling, centrifuging out any undesired materials, and drying the purified borate ore.

This process is illustrated in FIG. 1 as follows. Sodium borate is fed into a crystallizer 10. Some of this sodium borate passes in a recycle loop through a chiller 20. The sodium borate then passes into a centrifuge 30 to further purify the sodium borate. Impurities from the centrifuge are passed through an ion exchange column 40 and then disposed. The purified sodium borate is then passed into a rotary dryer 50.

Furthermore, the ethanol used in equation (12) can be obtained by reacting the sodium ethoxide ($NaOEt$) obtained from the products of the reaction of eq. (12) with steam in a suitable apparatus as described below in the reaction of eq. (16). The sodium ethoxide can be separated from the products of the reaction of eq. (12) and dried in appropriate apparatuses, such as a centrifuge 80 and a rotary dryer 90, as illustrated in FIG. 1.



For example, this reaction can be performed in a stirred tank reactor with a steam-heated jacket 120, as illustrated in FIG. 1. In such an apparatus, the slurry of sodium ethoxide and water from the reaction of eq. (12) can be transferred

directly into a stirred tank reactor equipped with turbine stirring. The slurry can be heated at temperatures from about 0° C. to about 150° C., preferably from about 100° C. to about 150° C., and pressures ranging from about 0 psi (0 atm.) to about 100 psi (6.8 atm), preferably from about 0.5 to about 1.5 atm. Water can be removed by any known process or method known to the skilled artisan, such as by distillation, as illustrated by distillation unit **130** in FIG. 1. Ethanol can also be obtained from the reaction of eq. (14), after separating out the borane by any method or process known to one skilled in the art.

The sodium hydride (NaH) used in eq. (13) and the hydrogen used in eq. (14) can also be synthesized in the process plant, as follows. The sodium hydroxide (NaOH) produced in eq. (16) can be directed to a suitable vacuum dryer to produce sodium oxide (Na₂O) and water, as provided below in the chemical reaction of eq. (17).



For example, this reaction can be performed in a rotary calciner **140**, which is commercially available from the Bethlehem Corporation. In such an apparatus, a slurry of sodium hydroxide can be heated to between about 400 and about 1000° C., preferably from about 450 to about 800° C., in a rotary dryer with a heated screw agitator, which is capable of dispersing the slurry along the length of the reactor. The high temperature allows the steam to be driven off the solid sodium oxide.

The water produced in this process step can be recycled back for use in the reaction of eq. (16). The sodium oxide can then be reacted with methane in a suitable apparatus to provide sodium, carbon monoxide and hydrogen, as provided below in the chemical reaction of eq. (18).



The chemical reaction of eq. (18) is endothermic. For example, this reaction can be performed in an autoclave **150**. In such an apparatus, solid sodium oxide can be heated to from about 500 to about 1200° C., preferably from about 900 to about 1100° C., in an autoclave equipped with turbine stirring, and the reactor pressurized with methane gas (ranging from about atmospheric pressure (1 atm.) to about 1000 psi (68 atm.)). The solid can be stirred and heated under this atmosphere, and the product gas stream can be cooled to a temperature from about 100 to about 800° C., preferably from about 100 to about 400° C., to allow separation of molten sodium. The gas stream containing carbon monoxide and hydrogen can then be directed to an appropriate apparatus, such as a shift reactor **170**, for reaction of carbon monoxide with steam to produce additional hydrogen gas, as described below.

The methane (natural gas), used in the reaction of eq. (18), can be purchased from commercial sources. The sodium produced in the reaction of eq. (18) can be easily removed from the other gaseous components, and carbon monoxide can also be removed by using an appropriate apparatus, as provided below in eq. (19).



For example, this reaction can be performed in a shift reactor **170**. As is well-known to the skilled artisan, such an appa-

ratus allows the reaction of CO and steam by passing the gas stream over iron and copper catalysts at approximately 425° C. to produce hydrogen and carbon dioxide.

Additional hydrogen gas can be produced by steam reforming of methane as shown in eq. (20).




For example, this reaction can be performed in a steam reformer **155**, as illustrated in FIG. 1. As is well known to the skilled artisan, methane can be mixed with steam at temperatures from about 450 to about 750° C. and pressures from about 30 to about 40 atmospheres as it enters catalyst tubes containing a nickel catalyst to produce a gas stream of hydrogen and carbon monoxide. The hot gas stream can then be passed through a heat exchanger to provide process heat. Note that the carbon monoxide produced in this reaction can also be used in the reaction of eq. (19) to provide additional hydrogen.

The hydrogen produced in the reactions of equations (19) and (20) can be divided into two portions. One portion can be used in the chemical reaction of eq. (14) in apparatus **210**. The other portion can be used to react with the sodium obtained in eq. (18) to provide sodium hydride (NaH) in an appropriate apparatus as provided below in eq. (21).



The sodium hydride can then be used in chemical reaction of eq. (13) in apparatus **190**. For example, the reaction shown in equation (21) can be performed in an autoclave **180**. In such an apparatus, molten sodium can be cooled to a temperature from about 100 and to about 800° C., preferably from about 100 to about 400° C., before being introduced into an autoclave equipped with turbine stirring. The reactor can be pressurized with hydrogen gas, ranging from about atmospheric pressure (1 atm.) to about 1000 psi (68 atm.), preferably from about 5 to about 20 atm., and the molten sodium can be agitated to allow thorough mixing. Since NaH is a solid, it can be easily separated by any method and/or process known to the skilled artisan.

The sum of equations (16) through (21) is the following equation:



The net equation represented by the equations (12) through (21) is as follows:



The overall equation is endothermic, where the steps represented by equations (12), (14), (18), and (20) are the key energy-consuming steps of the process. Thermodynamic values for each of the reactions in this embodiment are shown below. All thermodynamic values are taken from the *CRC Handbook of Chemistry and Physics*, 69th Edition, 1988–1989, which is incorporated herein by reference. The overall process of this embodiment is also favorable in that it is a cyclic process best represented by the listing of all reactions below. As shown, the reaction can consume only methane and borate to produce sodium borohydride and carbon dioxide. All other reagents can be generated within the process.

BTU/lb NaBH ₄		
2NaBO ₂ + 8EtOH	→ 2NaOEt + 2B(OEt) ₃ + 4H ₂ O	1208 BTU (1274 kJ)
2NaOEt + 2H ₂ O	→ 2NaOH + 2EtOH	
2NaOH	→ Na ₂ O + H ₂ O	831 BTU (877 kJ)
CH ₄ + Na ₂ O	→ 2Na + CO + 2H ₂	1642 BTU (1732 kJ)
2Na + H ₂	→ 2NaH	
2B(OEt) ₃ + 2NaH	→ 2NaHB(OEt) ₃	
CH ₄ + H ₂ O	→ 3H ₂ + CO	856 BTU (903 kJ)
2CO + 2H ₂ O	→ 2H ₂ + 2CO ₂	
2B(OEt) ₃ + 6H ₂	→ B ₂ H ₆ + 6EtOH	2991 BTU (3155 kJ)
2NaHB(OEt) ₃ + B ₂ H ₆	→ 2NaBH ₄ + 2B(OEt) ₃	
2NaBO ₂ + 2CH ₄	→ 2NaBH ₄ + 2CO ₂	7528 BTU (7941 kJ)

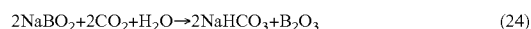
15

For illustrative purposes, sodium borohydride can be reacted with water to produce hydrogen gas. The energy equivalent of hydrogen gas is about 50,957 BTU per pound. Since each pound of sodium borohydride can theoretically produce about 0.211 pounds of hydrogen gas, each pound of sodium borohydride can theoretically yield about 10,752 BTU. The actual cost of producing borohydride can be found by adding 7528 BTU from the above process, 1130 BTU (resulting from 15% plant inefficiency), and 9094 BTU (the energy equivalent of methane), giving a total of 17,752 BTU required to produce sodium borohydride in the plant. According to this calculation, the energy efficiency of producing sodium borohydride according to this embodiment of the present invention (e.g., the comparison of the energy needed for production versus the energy provided) would be about 61% (10,752/17,752×100).

This is a great improvement over commercial processes that generate sodium borohydride from sodium or sodium based compounds. Calculated on a per pound of sodium borohydride produced basis, the process shown in equation 1 requires the energy equivalent of 4,547 BTU of methane and an additional 18,476 BTU of energy to drive the reactions. Assuming 15% inefficiency in the plant, e.g., 2,770 BTU of energy is lost in normal plant operation, the total energy required is about 25,793 BTU. The resulting energy efficiency of the process is about 42% (10,752/25,793×100).

In another embodiment of the present invention, as illustrated in FIG. 2, YBO₂ is chosen to be sodium borate and HX is chosen to be ROH. In this embodiment, borate is converted to a trialkoxyborane via a boric oxide intermediate. The trialkoxyborane is then converted to diborane, which is known to disproportionate to borohydride under appropriate reaction conditions. This process can be further described in part by the following set of chemical reactions and formulae.

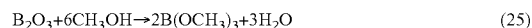
In the first step, boric oxide is prepared by acidic dehydration of sodium borate with carbon dioxide as shown in equation (24). Mineral acids can be used as alternatives, but will eliminate the carbon dioxide to sodium bicarbonate recycle loop, as described below.



For example, this reaction can be performed in a stirred tank reactor with a water-heated jacket **230**, as illustrated in FIG. 2. In such an apparatus, a slurry of sodium borate and water can be stirred in a reactor equipped with paddle type stirring at temperatures ranging from about room temperature to about 250° C., preferably from about 175 to about 200° C. The reactor can be pressurized with carbon dioxide at a pressure from about 10 (0.68 atm.) to about 750 psi (51 atm.), preferably from about 30 to about 40 atm. The boric

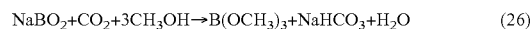
oxide produced can be removed from the reactor by any method or process known to one skilled in the art, such as by filtration.

The boric oxide produced in the reaction of equation (24) can then be reacted with methanol in an appropriate reactor, as shown in equation (25).

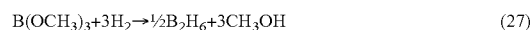


For example, this reaction can be performed in a stirred tank reactor with a water-heated jacket **240**. Solid boric oxide can be heated to a temperature from about room temperature to about 100° C., preferably from about 55 to about 70° C., as a slurry in methanol for about 1 to about 6 hours in a reactor equipped with paddle type stirring. The trimethoxyborane can be removed as it forms by any method or process known to one skilled in the art, such as by distillation.

The reactions of equations (24) and (25) can be taken separately or combined into one step to directly convert NaBO₂ to B(OCH₃)₃ in methanol with carbon dioxide as shown in equation (26). The combined process is exothermic and can be driven to completion by continuous distillation of trimethoxyborane from the reactor, not shown.



Both versions are encompassed by this embodiment of the present invention. Diborane can then be produced by direct hydrogenation of the trimethoxyborane, which can be obtained from the reactions of equations (25) and/or (26). After separation from the other products of reactions (25) and/or (26) by any method or process known to the skilled artisan, the trimethoxyborane can be reacted with hydrogen gas in a pressurized apparatus to produce diborane and methanol, as shown in equation (27).



For example, this reaction can be performed in an autoclave **250**, as illustrated in FIG. 2. An autoclave containing trimethoxyborane can be pressurized with hydrogen gas at a pressure from about 100 (6.8 atm.) to about 1000 psi (68 atm.), preferably from about 7 to about 15 atm., and heated at temperatures ranging from about 100 to about 500° C., preferably from about 200 to about 300° C. Typical hydrogenation catalysts, including Raney nickel and activated palladium, silver, or platinum metals and other Group VIII metals, can be used to promote the reaction. The methanol can be separated from the gas stream by any process or method known to the skilled artisan, such as by condensation, and recycled in the process.

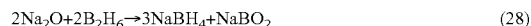
Diborane can undergo asymmetric cleavage and subsequent disproportionation as shown in reaction (28) by reac-

13

tion with any small, hard base, such as F^- , OH^- , O^{2-} , NH_3 , Cl^- , CH_3NH_2 , and $(CH_3)_2NH$. Additional examples of hard bases are provided in Shriver et al., *Inorganic Chemistry* (1990, W.H. Freeman Company), which is incorporated herein by reference. In concentrated aqueous sodium hydroxide, for example, at reduced temperatures (e.g., from about $-40^\circ C.$ to about $0^\circ C.$, preferably at about $-20^\circ C.$), the disproportionation occurs in two steps: (i) asymmetric cleavage into a borohydride fragment and a BH_2^+ fragment which coordinates two hydroxides and then (ii) disproportionation of the BH_2^+ fragment into an additional borohydride and a borate.


Water can be replaced with an aprotic solvent or a nonaqueous polar solvent to minimize competitive hydrolysis of the BH_2^+ fragment and allow the disproportionation to be achieved with higher efficiency, thereby providing greater yield. Hydrolysis, on the other hand, results in the release of hydrogen rather than disproportionation, and a substantial energy loss occurs. Examples of acceptable aprotic solvents include: hydrocarbons, such as, hexane or heptane; amides, such as, dimethylacetamide; and glymes, such as, diethylene glycol dimethyl ether (diglyme) and tetra(ethylene glycol) dimethyl ether (tetraglyme). Water can also be replaced with a nonaqueous polar solvent, such as methanol, ethanol, propanol, and isopropanol.

Alternatively, this reaction can be accomplished without the use of a solvent, as illustrated by the chemical reaction of equation (28). A gas stream of diborane obtained from reaction (27) can be passed through solid sodium oxide in an appropriate apparatus. Diborane is an extremely reactive compound, and is known to react from the gas stream.



For example, this reaction can be performed in a fluidized bed reactor **270** (dry, with a gas stream) or a jacketed stirred tank reactor, not shown (with a solvent). In a fluidized bed reactor, a gas stream of diborane at pressures ranging from about atmospheric (1 atm.) to about 100 psi (6.8 atm.) can be passed through solid sodium oxide at temperatures ranging from about $-30^\circ C.$ to about $70^\circ C.$, preferably from about $0^\circ C.$ to about $40^\circ C.$, under an inert atmosphere, such as, nitrogen or argon gas. Alternatively, in a reactor equipped with paddle type stirring and a jacket that allows water heating or cooling, diborane can be bubbled through a slurry of sodium oxide in a glyme at temperatures ranging from about $-30^\circ C.$ to about $70^\circ C.$, preferably from about $0^\circ C.$ to about $40^\circ C.$, under an inert atmosphere, such as, nitrogen or argon gas. The resulting sodium borohydride can then be separated from sodium borate by any process or method known to the skilled artisan, such as by liquid extraction. The separated sodium borate can be recycled for use in the initial step of the process, i.e., the reaction of equation (24).

The reactants for the process of this embodiment can be purchased from commercial sources, or, preferably, generated in the process plant as previously described. For example, the carbon dioxide used in the reaction of equation (24) and the sodium oxide used in the reaction of eq. (28) can be obtained by dehydrating in an appropriate apparatus the sodium bicarbonate generated in the reaction of equation (24), as shown in equation (29). This reaction is endothermic.



For example, this reaction can be performed in a rotary calciner (kiln) **260**, such as a model manufactured by the Bethlehem Corporation. A slurry of sodium bicarbonate can

14

be heated to a temperature from about 450 to about $1000^\circ C.$, preferably from about 800 to about $900^\circ C.$, at a pressure from about 0 to about 5 atm., preferably from about 0 to about 1 atm., in a rotary dryer with a heated screw agitator, which disperses the slurry along the length of the reactor. Solid sodium oxide can be separated from a gas stream of carbon dioxide and steam by any method or process known to the skilled artisan.

Furthermore, the hydrogen gas used in the chemical reaction of equation (27) can be obtained by steam reforming of methane, as described in equation (30).



For example, this reaction can be performed in a steam reactor **210**, as illustrated in FIG. 2. As is well known to the skilled artisan, methane can be mixed with steam at temperatures of about 450 to $750^\circ C.$ and pressures from about 30 to about 40 atmospheres as the mixture enters catalyst tubes containing nickel catalyst to produce a gas stream of hydrogen and carbon monoxide. The hot gas stream can then be passed through a heat exchanger to provide process heat if needed. The water used in this reaction can be obtained from commercial sources, the water produced by the chemical reaction of equation (25) in apparatus **240**, and/or the reaction of equation (29) in apparatus **260**. The methane can be obtained from commercial sources.

The carbon dioxide used in the chemical reaction of equation (24) can be obtained from the reaction of equation (29). Additional carbon dioxide can also be obtained by processing the carbon monoxide obtained from the chemical reaction of equation (30) in an appropriate apparatus, as illustrated by equation (31).



For example, this reaction can be performed in a shift reactor **220**, as illustrated in FIG. 2. As is well-known to the skilled artisan, such an apparatus allows the reaction of CO and steam by passing the gas stream over iron and copper catalysts at about $425^\circ C.$ to produce hydrogen and carbon monoxide. The hydrogen produced by this reaction can be used in the chemical reaction of equation (27). The water used in this reaction can be obtained from commercial sources, from the water produced by the chemical reaction of equation (25) in apparatus **240**, and/or the reaction of equation (29) in apparatus **260**.

The net equation of this embodiment is the same as the first embodiment:



The steps represented by equations (27), (29) and (30) are the key energy-consuming steps of the process. Calculated on a per pound of sodium borohydride produced basis, this reaction requires the energy equivalent of 9094 BTU of methane and an additional 6701 BTU of energy to drive the reactions. Assuming 15% inefficiency in the plant, approximately 1005 BTU of energy is lost as a result of normal plant operation. The total energy required by the system to practice the chemical reaction of eq. 17 is about 16,800 BTU per pound of sodium borohydride produced. According to the calculation described earlier, the energy efficiency of the sodium borohydride (e.g., the comparison of the energy needed for production versus the energy provided) would be 64% ($10,752/16,800 \times 100$).

The energy required for the individual reactions is shown below.

15

BTU/lb NaBH ₄		
4NaBO ₂ + 4CO ₂ + 2H ₂ O	→ 4NaHCO ₃ + 2B ₂ O ₃	1707 BTU (1801 kJ)
4NaHCO ₃	→ 4Na ₂ O + 4CO ₂ + 2H ₂ O	
2B ₂ O ₃ + 12CH ₃ OH	→ 4B(OCH ₃) ₃ + 6H ₂ O	3282 BTU (3463 kJ)
4B(OCH ₃) ₃ + 12H ₂	→ 2B ₂ H ₆ + 12CH ₃ OH	
3CH ₄ + 3H ₂ O	→ 9H ₂ + 3CO	1712 BTU (1806 kJ)
3CO + 3H ₂ O	→ 3H ₂ + 3CO ₂	
2Na ₂ O + 2B ₂ H ₆	→ 3NaBH ₄ + NaBO ₂	6701 BTU (7070 kJ)
3NaBO ₂ + 3CH ₄	→ 3NaBH ₄ + 3CO ₂	

The overall process of this embodiment is also favorable in that it is a cyclic process best represented by the listing of all reactions below. As shown, the reaction consumes only methane and borate and produces only sodium borohydride and carbon dioxide. All other reagents can be regenerated within the process. Thus, the process represents a closed loop, requiring only the input of methane and energy.

Alternatively, diborane used in the chemical reaction of equation (28) can be obtained by reacting a boric oxide with a halogen gas, such as chlorine, and then hydrogenating the resulting boron trihalide, as illustrated in the reactions of equations (29a) and (29b).




wherein X is selected from the group consisting of F, Cl, Br, and I. Reactions of boric oxides are well-known in the art, as described in Hughes, "Production of the Boranes and Related Research," p. 3.

Typically, BX₃ can be obtained by heating solid boric oxide and carbon coal to a temperature between about 250 and about 850° C., preferably between about 600 and about 700° C., in an autoclave under an inert atmosphere. The reactor can be pressurized with halogen gas, at a pressure of from between about atmospheric pressure (1 atm.) to about 500 psi (34 atm.), preferably from between about 5 and about 10 atm. The boron trihalide can be condensed from the gas stream and isolated as a liquid by any method and/or process known to the skilled artisan.

The use of excess carbon allows the in situ reduction of carbon dioxide to carbon monoxide as illustrated by the following chemical reaction: CO₂ + C → 2CO. The resulting carbon monoxide can then be introduced into a shift reactor to react with steam to produce additional process hydrogen.

Diborane can also be obtained from hydrogenation of alkylboranes, which are prepared by reacting boron trihalides with organoaluminum compounds or Grignard reagents of the formula RMgX, wherein R is a C1 to C4 alkyl, and X is Cl, Br, or I. Such reactions are well-known in the art, as described in Shriver et al., *Inorganic Chemistry* (1990, W.H. Freeman Company), which is incorporated herein by reference. An example of this type of reaction is provided below in reactions (29c) and (29d). In these reactions, liquid boron trihalide (BX₃) can be added to solid alkylaluminum under an inert atmosphere in a stir-tank reactor equipped with turbine stirring at a temperature from about -30° C. to about 100° C., preferably from about 20° C. to about 50° C. The alkylborane can be removed by distillation, and thereafter hydrogenated.

16



5 wherein R is independently selected from the group consisting of CH₃ and C₂H₅.

It should be noted that of the above processes for obtaining a Y-containing species and a boron containing species can be combined with either of the two ways of producing a Y-borohydride and carbon dioxide. One embodiment of one possible combination is shown in the reactions below:

BTU/lb NaBH ₄		
4NaBO ₂ + 4CO ₂ + 2H ₂ O	→ 4NaHCO ₃ + 2B ₂ O ₃	1707 BTU (1801 kJ)
4NaHCO ₃	→ 4Na ₂ O + 4CO ₂ + 2H ₂ O	
2B ₂ O ₃ + 12CH ₃ OH	→ 4B(OCH ₃) ₃ + 6H ₂ O	1641 BTU (1731 kJ)
CH ₄ + Na ₂ O	→ 2Na + CO + 2H ₂	
2Na + H ₂	→ 2NaH	807 BTU (851 kJ)
2B(OMe) ₃ + 2NaH	→ 2NaHB(OMe) ₃	
CH ₄ + H ₂ O	→ 3H ₂ + CO	3430 BTU (3619 kJ)
2CO + 2H ₂ O	→ 2H ₂ + 2CO ₂	
2B(OMe) ₃ + 6H ₂	→ B ₂ H ₆ + 6MeOH	7585 BTU (8002 kJ)
2NaHB(OMe) ₃ + B ₂ H ₆	→ 2NaBH ₄ + 2B(OMe) ₃	
2NaBO ₂ + 2CH ₄	→ 2NaBH ₄ + 2CO ₂	

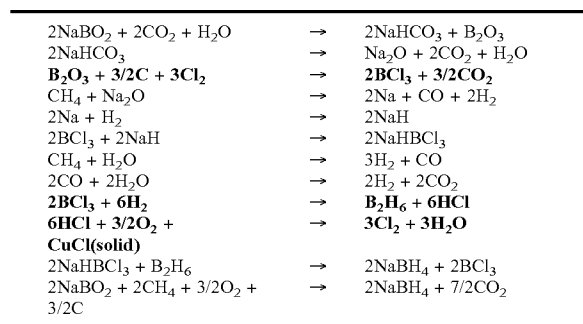
In this process, 15% plant inefficiency leads to a loss of about 1138 BTU (1200 kJ). This number must be added to about 7585 BTU (8002 kJ) necessary for the above reactions, and about 9094 BTU (9594 kJ) for the energy equivalent of methane. Thus, the overall energy needed for this plant process requires about 17,817 BTU (18,796 kJ), and the overall efficiency of the process is about 60% (10,752 BTU/17,817 BTU×100).

In another embodiment, X is chosen to be chlorine. This embodiment provides two alternative processes to produce boron trichloride from boric oxide. Boric oxide can be reacted with either chlorine gas or HCl. These two routes require two different recycle loops. In the HCl recycle loop, diborane gas produced from hydrogenation of BCl₃ can be separated from the HCl byproduct which is reclaimed for reaction with boric oxide. These reactions are shown below, with the reactions involving the recycle loop shown in boldface.

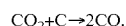
2NaBO ₂ + 2CO ₂ + H ₂ O	→	2NaHCO ₃ + B ₂ O ₃
2NaHCO ₃	→	Na ₂ O + 2CO ₂ + H ₂ O
B₂O₃ + 6HCl	→	2BCl₃ + 3H₂O
CH ₄ + Na ₂ O	→	2Na + CO + 2H ₂
2Na + H ₂	→	2NaH
2BCl ₃ + 2NaH	→	2NaHBCl ₃
CH ₄ + H ₂ O	→	3H ₂ + CO
2CO + 2H ₂ O	→	2H ₂ + 2CO ₂
2BCl₃ + 6H₂	→	B₂H₆ + 6HCl
2NaHBCl ₃ + B ₂ H ₆	→	2NaBH ₄ + 2BCl ₃
2NaBO ₂ + 2CH ₄	→	2NaBH ₄ + 2CO ₂

Alternatively, boric oxide can also be reacted with chlorine gas. In this case, the hydrogen chloride byproduct from the boron trichloride hydrogenation is converted to chlorine gas by reaction with oxygen and catalytic CuCl, which is nonstoichiometric and is not consumed in the process. These

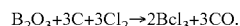
reactions are shown below, with the reactions involving the recycle loop shown in boldface.



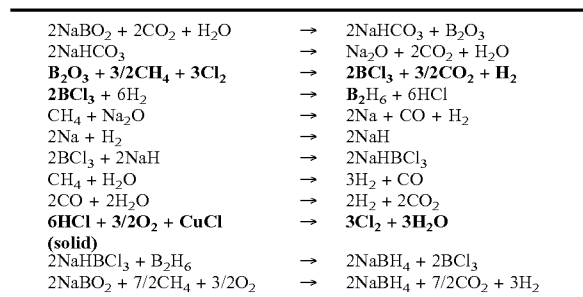
Carbon dioxide can be reclaimed from the boric oxide, carbon, and chlorine reaction shown in boldface above. In the presence of excess carbon, carbon dioxide is converted to carbon monoxide through the reaction shown below:



The carbon monoxide can then be introduced into the shift reactor for preparation of additional hydrogen. Ideally, this would occur in one step as shown below:

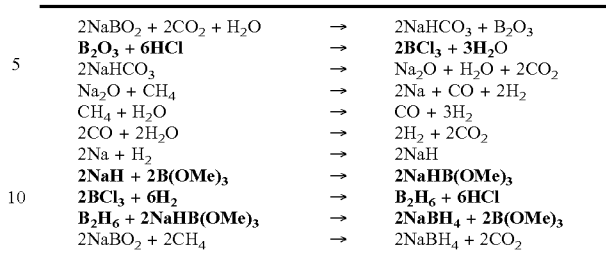


Methane can be used instead of carbon in a variation on the route shown above. A stream of methane gas passed through hot boric oxide will generate carbon and hydrogen gas in the reactor. Ideally, this process would be coupled with direct hydrogenation of boron trichloride to produce diborane. This variation is shown below, with the recycle loops in boldface.



Alternative methods to produce the boron trichloride species would use other known chlorinating agents beside hydrogen chloride and chlorine, which are the preferred reagents. Other possible chlorinating agents include phosgene (COCl₂) and methods to generate phosgene in situ (such as by adding carbon monoxide to chlorine gas), phosgene equivalents including diphosgene (trichloromethylchloroformate) and triphosgene (bis(trichloromethyl)carbonate), thionyl chloride (SOCl₂), and phosphorus chlorides including phosphorus trichloride and phosphorus pentachloride.

Another possible embodiment of the present invention involves using both chlorine and the methoxy group as "X" in the reactions. This set of reactions, shown below, allows for recycle loops involving both hydrogen chloride and B(OMe)₃. Reactions involving recycle loops are printed in boldface.



What is claimed is:

1. A process for producing borohydride compounds, comprising:

- (A) reacting methane with a Y-containing species of formula Y₂O to obtain Y, carbon monoxide and H₂;
- (B) reacting the Y with H₂ to obtain YH;
- (C) reacting a boron-containing species of the formula BX₃ with the YH to obtain YHBX₃;
- (D) separately reacting BX₃ with H₂ to obtain B₂H₆ and HX; and
- (E) reacting the YHBX₃ with B₂H₆ to obtain YBH₄ and BX₃,

wherein Y is selected from the group consisting of the alkali metals, pseudo-alkali metals, an ammonium ion, and quaternary amines of formula NR₄⁺, wherein R is independently selected from H and straight or branched C1 to C4 alkyl groups; and

wherein X is selected from the group consisting of halides, alcohols, alkoxides, chalcogens, and chalcogenides.

2. The process according to claim 1, wherein Y is selected from the group consisting of H, Li, Na, K, Rb, Cs, Fr, NH₄⁺, Tl, and quaternary amines of formula NR₄⁺, wherein R is independently selected from H and straight or branched C1 to C4 alkyl groups; and

wherein X is selected from the group consisting of F, Cl, Br, I, At, —OH, a C1 to C4 alkoxide, O, S, Se, Te, Po, —SR, —SeR, and —TeR, wherein R is H or a straight or branched C1 to C4 alkyl group.

3. The process according to claim 2, wherein Y is selected from the group consisting of Na, Li, and K.

4. The process according to claim 1, wherein the BX₃ of step (D) is hydrogenated with an aldehyde selected from the group consisting of formaldehyde, benzaldehyde, acetaldehyde, and mixtures thereof.

5. The process according to claim 1, wherein the steps (D) and (E) are replaced with the following step of reacting YHBX₃ with H₂ to produce YBH₄ and HX.

6. The process according to claim 1, wherein the BX₃ produced in step (B) is recycled for use in steps (C) and (D).

7. The process according to claim 1, wherein the H₂ produced in step (A) is recycled for use in steps (B) and (D).

8. The process according to claim 1, further comprising reacting methane and water to produce H₂ and carbon monoxide;

combining the carbon monoxide produced in the previous step and in step (A);

reacting the combined carbon monoxide with water to produce additional H₂ and carbon dioxide; and recycling the H₂ for use in steps (B) and (D).

9. The process according to claim 1, wherein the Y-containing species of the formula Y₂O and the boron-containing species of the formula BX₃ are obtained by the process comprising:

19

- (1) reacting a borate of the formula YBO_2 with HX to obtain YX , BX_3 , and water;
- (2) reacting the YX with water to obtain YOH and HX ; and
- (3) converting the YOH to Y_2O and H_2O , wherein Y and X are defined in claim 1.

10. The process according to claim 9, wherein Y is an alkaline earth metal; and wherein YBO_2 is replaced with $Y(BO_2)_2$, YX is replaced with YX_2 , YOH is replaced with $Y(OH)_2$, Y_2O is replaced with YO , YH is replaced with YH_2 , $YHBX_3$ is replaced with $Y(HBX_3)_2$, and YBH_4 is replaced with $Y(BH_4)_2$.

11. The process according to claim 9, wherein the BX_3 is obtained by the process comprising: reacting a borate ore of the formula $Y_2B_2O_4$ with CO_2 and H_2O to obtain $YHCO_3$ and $B(OH)_3$; and reacting the $B(OH)_3$ with HX to obtain BX_3 and H_2O .

12. The process according to claim 9, wherein the X is independently selected to be the same or different in each applicable step.

13. The process according to claim 9, wherein the BX_3 produced in step (E) is recycled for use in steps (C) and (D).

14. The process according to claim 9, wherein the H_2 produced in step (A) is recycled for use in steps (B) and (D).

15. The process according to claim 9, wherein the HX produced in steps (D) and (2) are recycled for use in step (1).

16. The process according to claim 9, further comprising reacting methane and water to produce H_2 and carbon monoxide;

combining the carbon monoxide produced in the previous step and in step (A);

reacting the combined carbon monoxide with water to produce additional H_2 and carbon dioxide; and recycling the H_2 for use in steps (B) and (D).

17. The process according to claim 1, wherein the Y -containing species of formula Y_2O and the boron-containing species of the formula BX_3 and obtained by the process comprising:

- (i) reacting a borate of the formula YBO_2 with CO_2 and H_2O to obtain $YHCO_3$ and B_2O_3 ;
- (ii) converting the $YHCO_3$ to Y_2O , CO_2 , and H_2O ; and
- (iii) reacting the B_2O_3 with HX to obtain BX_3 and H_2O , wherein Y and X are defined in claim 1.

18. The process according to claim 17, wherein Y is an alkaline earth metal; and wherein YBO_2 is replaced with

20

$Y(BO_2)_2$, $YHCO_3$ is replaced with $Y(HCO_3)_2$, Y_2O is replaced with YO , YH is replaced with YH_2 , $YHBX_3$ is replaced with $Y(HBX_3)_2$, and YBH_4 is replaced with $Y(BH_4)_2$.

19. The process according to claim 17, wherein the BX_3 and $YHCO_3$ are obtained by the process comprising: reacting a borate ore of the formula $Y_2B_2O_4$ with CO_2 and H_2O to obtain $YHCO_3$ and $B(OH)_3$; and reacting the $B(OH)_3$ with HX to obtain BX_3 and H_2O .

20. The process according to claim 17, wherein the B_2O_3 and $YHCO_3$ are obtained by the process comprising reacting a borate ore of the formula $Y_2B_2O_4$ with CO_2 and water to obtain $YHCO_3$ and B_2O_3 .

21. The process according to claim 17, wherein the X is independently selected to be the same or different in each applicable step.

22. The process according to claim 17, wherein steps (ii) and (A) are substituted with the following steps (ii1) and (A1):

(ii1) converting $YHCO_3$ to Y_2CO_3 , water and carbon dioxide; and

(A1) reacting the Y_2CO_3 with carbon to obtain $2Y$ and carbon monoxide.

23. The process according to claim 17, wherein the BX_3 produced in step (E) is recycled for use in steps (C) and (D).

24. The process according to claim 17, wherein the H_2 produced in step (A) is recycled for use in steps (B) and (D).

25. The process according to claim 17, wherein the HX produced in step (D) is recycled for use in step (iii).

26. The process according to claim 17, wherein carbon dioxide produced in step (ii) is recycled for use in step (i).

27. The process according to claim 17, further comprising reacting methane and water to produce H_2 and carbon monoxide;

combining the carbon monoxide produced in the previous step and in step (A);

reacting the combined carbon monoxide with water to produce additional H_2 and carbon dioxide;

recycling the H_2 for use in steps (B) and (D); and

recycling the carbon dioxide for use in step (i).

* * * * *